

**MONTHLY REPORT OF DISBURSEMENTS**  
For the month of July 2024

Department : Other Executive Offices (OEOs)  
 Agency/Entity : Anti-Money Laundering Council  
 Operating Unit : < not applicable >  
 Organization Code (UACS) : 26 001 0000000  
 Fund Cluster : 01 - Regular Agency Fund  
 (e.g. UACS Fund Cluster: 01-Regular Agency Fund, 02-Foreign Assisted Projects Fund, 03-Special Account-Locally Funded/Domestic Grants Fund, etc.)


Particulars	Current Year Budget					Prior Year's Budget											Trust Liabilities				Grand Total					Remarks						
	PS	MOOE	FinEx	CO	TOTAL	Prior Year's Accounts Payable					Current Year's Accounts Payable						SUB-TOTAL	PS	MOOE	CO	TOTAL	PS	MOOE	FinEx	CO		TOTAL					
						7	8	9	10	11=(7+8+9+10)	12	13	14	15	16=	17=(11+16)												18=(6+17)	19	20	21	22=(19+20+21)
CASH DISBURSEMENTS	0.00	3,108,497.56	0.00	0.00	3,108,497.56	0.00	2,863,126.11	0.00	2,149,122.50	5,012,248.61	0.00	1,138,031.17	0.00	0.00	1,138,031.17	6,150,279.78	9,258,777.34	0.00	0.00	0.00	0.00	0.00	0.00	0.00	0.00	0.00	0.00	7,109,654.84	0.00	2,149,122.50	9,258,777.34	28
Notice of Cash Allocation (NCA)	0.00	3,108,497.56	0.00	0.00	3,108,497.56	0.00	2,863,126.11	0.00	2,149,122.50	5,012,248.61	0.00	1,138,031.17	0.00	0.00	1,138,031.17	6,150,279.78	9,258,777.34	0.00	0.00	0.00	0.00	0.00	0.00	0.00	0.00	0.00	0.00	7,109,654.84	0.00	2,149,122.50	9,258,777.34	
MDS Checks Issued	0.00	0.00	0.00	0.00	0.00	0.00	0.00	0.00	0.00	0.00	0.00	0.00	0.00	0.00	0.00	0.00	0.00	0.00	0.00	0.00	0.00	0.00	0.00	0.00	0.00	0.00	0.00	0.00	0.00	0.00	0.00	
Advice to Debit Account	0.00	3,108,497.56	0.00	0.00	3,108,497.56	0.00	2,863,126.11	0.00	2,149,122.50	5,012,248.61	0.00	1,138,031.17	0.00	0.00	1,138,031.17	6,150,279.78	9,258,777.34	0.00	0.00	0.00	0.00	0.00	0.00	0.00	0.00	0.00	0.00	7,109,654.84	0.00	2,149,122.50	9,258,777.34	
Notice of Transfer Allocations (NTA)	0.00	0.00	0.00	0.00	0.00	0.00	0.00	0.00	0.00	0.00	0.00	0.00	0.00	0.00	0.00	0.00	0.00	0.00	0.00	0.00	0.00	0.00	0.00	0.00	0.00	0.00	0.00	0.00	0.00	0.00	0.00	
MDS Checks Issued	0.00	0.00	0.00	0.00	0.00	0.00	0.00	0.00	0.00	0.00	0.00	0.00	0.00	0.00	0.00	0.00	0.00	0.00	0.00	0.00	0.00	0.00	0.00	0.00	0.00	0.00	0.00	0.00	0.00	0.00	0.00	
Advice to Debit Account	0.00	0.00	0.00	0.00	0.00	0.00	0.00	0.00	0.00	0.00	0.00	0.00	0.00	0.00	0.00	0.00	0.00	0.00	0.00	0.00	0.00	0.00	0.00	0.00	0.00	0.00	0.00	0.00	0.00	0.00	0.00	
Working Fund for FAPs	0.00	0.00	0.00	0.00	0.00	0.00	0.00	0.00	0.00	0.00	0.00	0.00	0.00	0.00	0.00	0.00	0.00	0.00	0.00	0.00	0.00	0.00	0.00	0.00	0.00	0.00	0.00	0.00	0.00	0.00	0.00	
Cash Disbursement Ceiling (CDC)	0.00	0.00	0.00	0.00	0.00	0.00	0.00	0.00	0.00	0.00	0.00	0.00	0.00	0.00	0.00	0.00	0.00	0.00	0.00	0.00	0.00	0.00	0.00	0.00	0.00	0.00	0.00	0.00	0.00	0.00	0.00	
<b>TOTAL CASH DISBURSEMENTS</b>	0.00	3,108,497.56	0.00	0.00	3,108,497.56	0.00	2,863,126.11	0.00	2,149,122.50	5,012,248.61	0.00	1,138,031.17	0.00	0.00	1,138,031.17	6,150,279.78	9,258,777.34	0.00	0.00	0.00	0.00	0.00	0.00	0.00	0.00	0.00	0.00	7,109,654.84	0.00	2,149,122.50	9,258,777.34	
NON-CASH DISBURSEMENTS	0.00	77,755.05	0.00	0.00	77,755.05	0.00	199,387.08	0.00	155,937.50	355,324.58	0.00	71,838.71	0.00	0.00	71,838.71	427,163.29	504,918.34	0.00	0.00	0.00	0.00	0.00	0.00	0.00	0.00	0.00	348,980.84	0.00	155,937.50	504,918.34		
tax remittance advice issued	0.00	77,755.05	0.00	0.00	77,755.05	0.00	199,387.08	0.00	155,937.50	355,324.58	0.00	71,838.71	0.00	0.00	71,838.71	427,163.29	504,918.34	0.00	0.00	0.00	0.00	0.00	0.00	0.00	0.00	0.00	348,980.84	0.00	155,937.50	504,918.34		
Disbursement Authority (NCAA)	0.00	0.00	0.00	0.00	0.00	0.00	0.00	0.00	0.00	0.00	0.00	0.00	0.00	0.00	0.00	0.00	0.00	0.00	0.00	0.00	0.00	0.00	0.00	0.00	0.00	0.00	0.00	0.00	0.00	0.00	0.00	
Disbursements effected through outright deductions from claims	0.00	0.00	0.00	0.00	0.00	0.00	0.00	0.00	0.00	0.00	0.00	0.00	0.00	0.00	0.00	0.00	0.00	0.00	0.00	0.00	0.00	0.00	0.00	0.00	0.00	0.00	0.00	0.00	0.00	0.00	0.00	
Overpayment of expense (e.g. personnel benefits)	0.00	0.00	0.00	0.00	0.00	0.00	0.00	0.00	0.00	0.00	0.00	0.00	0.00	0.00	0.00	0.00	0.00	0.00	0.00	0.00	0.00	0.00	0.00	0.00	0.00	0.00	0.00	0.00	0.00	0.00	0.00	
Restitution for loss of government property	0.00	0.00	0.00	0.00	0.00	0.00	0.00	0.00	0.00	0.00	0.00	0.00	0.00	0.00	0.00	0.00	0.00	0.00	0.00	0.00	0.00	0.00	0.00	0.00	0.00	0.00	0.00	0.00	0.00	0.00	0.00	
Liquidated damages and similar claims	0.00	0.00	0.00	0.00	0.00	0.00	0.00	0.00	0.00	0.00	0.00	0.00	0.00	0.00	0.00	0.00	0.00	0.00	0.00	0.00	0.00	0.00	0.00	0.00	0.00	0.00	0.00	0.00	0.00	0.00	0.00	
Others (e.g. TEF, BTr, Documentary Stamp Tax, etc.)	0.00	0.00	0.00	0.00	0.00	0.00	0.00	0.00	0.00	0.00	0.00	0.00	0.00	0.00	0.00	0.00	0.00	0.00	0.00	0.00	0.00	0.00	0.00	0.00	0.00	0.00	0.00	0.00	0.00	0.00	0.00	
<b>TOTAL NON-CASH DISBURSEMENTS</b>	0.00	77,755.05	0.00	0.00	77,755.05	0.00	199,387.08	0.00	155,937.50	355,324.58	0.00	71,838.71	0.00	0.00	71,838.71	427,163.29	504,918.34	0.00	0.00	0.00	0.00	0.00	0.00	0.00	0.00	0.00	348,980.84	0.00	155,937.50	504,918.34		
<b>GRAND TOTAL</b>	0.00	3,186,252.61	0.00	0.00	3,186,252.61	0.00	3,062,513.19	0.00	2,305,060.00	5,367,573.19	0.00	1,209,869.88	0.00	0.00	1,209,869.88	6,577,443.07	9,763,695.68	0.00	0.00	0.00	0.00	0.00	0.00	0.00	0.00	0.00	7,458,635.68	0.00	2,305,060.00	9,763,695.68		


**SUMMARY**


Particulars	Previous Report (2)	This Month (3)	As at Date (4)
Total Disbursement Authorities Received	78,196,744.57	36,622,918.34	114,819,662.91
NCA	75,091,000.00	36,118,000.00	111,209,000.00
NTA	0.00	0.00	0.00
Working Fund	0.00	0.00	0.00
TRA	3,105,744.57	504,918.34	3,610,662.91
CDC	0.00	0.00	0.00
NCAA	0.00	0.00	0.00
Less: Notice of Transfer of Allocations (NTA)* Issued	0.00	0.00	0.00
Total Disbursement Authorities Available	78,196,744.57	36,622,918.34	114,819,662.91
Less:	0.00	0.00	0.00
Lapsed NCA	4,371,968.46	0.00	4,371,968.46
Disbursements	73,824,776.11	9,763,695.68	83,588,471.79
Less: Other Non-Cash Disbursements	2,934.20	29,940.00	32,874.20
Disbursements effected through outright deductions from claims	2,934.20	29,940.00	32,874.20
Overpayment of expense (e.g. personnel benefits)	0.00	0.00	0.00
Restitution for loss of government property	0.00	0.00	0.00
Liquidated damages and similar claims	2,934.20	29,940.00	32,874.20
Others (e.g. TEF, BTr, Docs Stamp, etc.)	0.00	0.00	0.00
Add/Less: Adjustments (e.g. cancelled/staled checks)	0.00	0.00	0.00
Balance of Disbursement Authorities as at date	2,934.20	26,889,162.66	26,892,096.86
Total Disbursements Program	125,052,000.00	91,840,000.00	216,892,000.00
Less: *Actual Disbursements	73,824,776.11	9,763,695.68	83,588,471.79
(Over)/Under spending	51,227,223.89	82,076,304.32	133,303,528.21

Notes: \* The use of NTA is discouraged  
 Notes: \*\* Amounts should tally with the grand total disbursement (column 27).

Prepared by:  
  
 CHRISTINE O. ONG  
 Acting Bank Officer II, FSD  
 Date:

Certified Correct:  
  
 RONALD ALLEN H. LIZARDO  
 Acting Manager, FSD  
 Date:

Recommending Approval By:  
  
 MA. RHEA M. SANTOS-MENDOZA  
 Director, OED  
 Date:

Approved By:  
  
 RHMET RODION O. MANANTLAN  
 Officer-in-Charge  
 Date: